



2024 MARYLAND 4-H SHOOTING SPORTS SMALLBORE RIFLE CHAMPIONSHIP MATCH

Sunday, September 15, 2024

Marriottsville, MD

- MATCH LOCATION:** Associated Gun Clubs of Baltimore, Patapsco Ranges
11518 Marriottsville Road, Marriottsville, Maryland
- MATCH TIMES:** All participants should arrive by 8:00 am
- 8:00 am – Range Block Officers Meeting
 - 8:15 am – Rifle Check-In (at the line, rifles cased)
 - 9:00 am – Match Begins
- MATCH RULES:** See Attached. The Orion scoring system will be used.
- ELIGIBILITY:** Youth participants must be actively enrolled in Maryland 4-H and a 4-H Shooting Sports Rifle/Marksanship project or club prior to **July 1, 2024**.
- ACCOMMODATION:** Participants that need special assistance/exception for participation in this contest may request accommodation. Indicate the requested accommodation when registering for the event in 4-H Online.
- AGE DIVISIONS:** *NOTE: Based on 4-Her's age on January 1, 2024*
- Junior: 8-10
 - Intermediate: 11-13
 - Senior: 14-18
- Youth may “age up” to be part of a team at a higher age division but must compete in **all** matches in that higher age division. (*i.e. age 13 youth competing as part of a Senior team must shoot all matches as a Senior participant*)
- MATCHES:** Youth may enter **ONE** of the following matches:
- **3P Precision Match** – NRA Conventional Smallbore Rifle rules, as modified
 - **Precision Prone Match** – International All-Prone Match rules
 - **Sporter Prone Match** – Modified CMP Rules. Choose **one** class:
 - Class **O** – Metallic sights
 - Class **T** – Telescopic or optically enhanced sights
- TEAMS:** Teams shall consist of three members, designated by the County 4-H Educator at when they approve the 4-H Online registration. A county may enter **more** than one team in any age division. In addition to teams, each county may enter an **unlimited** number of individuals in each age category. All participants are eligible for individual awards. Only team members are eligible for team awards. Youth must be identified as either a team member or an individual participant, not both.
- SQUADDING:** All matches will be squadded. Substitutions must be made by **one hour prior** to scheduled relay time.



AWARDS: For each match/division, the following awards will be presented in each age division:

- Individual – 1st, 2nd, 3rd Place Shooter
- Team – 1st, 2nd, 3rd Place Team

REGISTRATION & FEES: All youth participants and adult volunteer coaches must register for this event **via 4-H Online**. **Registration closes at 11:59 pm on Friday, September 6, 2024**. An entry fee of \$15.00 per youth participant will be charged, and is payable by credit card through 4-H Online or may be paid by the county/city 4-H program. Local 4-H programs should instruct youth participants what payment method to choose when registering.

MATCH SPONSORS: University of Maryland Extension 4-H Youth Development
Civilian Marksmanship Program
Associated Gun Clubs of Baltimore



MATCH INFORMATION & RULES

TARGETS: The Orion 50 yard target is similar in design to the NRA A-51/6 target. The scoring rings are equivalent to the ISSF 50m rifle target reduced for 50 yd. All scoring will be completed using the Orion scoring scanning system. Orion works by scanning then evaluating the specially designed Orion targets. Using a patent pending "Visual Image Scoring" algorithm, Orion calculates the center of the aiming bull and the center of each shot. The distance between the aiming bull and the shot is used to determine the score value. A major advantage of Orion over manual methods of scoring paper targets is that all shooters are treated equally and fairly. Human bias and error do not influence the score a shooter receives. In case of inclement weather we will use the traditional A-23/5 target and score by hand.

SCORING/EXCESSIVE HITS: (Following same rules apply for 3P Precision Match for the All Prone Match) Note: The term "target card" will be interpreted as applying to all record bullseyes framed at one time.

(a) On his own target- If a competitor fires more than the required number of shots on a target card, he will be scored only the required number of hits of lowest value minus a penalty of one point for each hit in excess of the required number on the individual bullseye(s) on which the excessive hits occur. Penalty points shall be deducted from the remaining hit or hits of highest value and the net value (actual value of hits less penalty) shall thereafter be scored as the actual value. A 10X or a 10 so penalized becomes a 9. *If a competitor discovers that he has fired excessive shots on any bullseye(s), he should fire correspondingly fewer number of shots at succeeding bullseye(s) on the same target card. (Scorers see Rule 14.10(a))*

(b) On the target of another competitor- If a competitor fires more than the required number of shots for a target card and one or more hits are on a target other than his own, all shots on the targets of others will be brought back to the corresponding bullseye(s) on his own target and scored as outlined in Rule 14.7 (a) (excessive hits) and Rule 14.10 (crossfires).

An excessive hit fired on a target other than your own will be brought back as a miss ("0").

CHALLENGES: No Challenges are permitted with Orion Scoring. If we must use A 23/5 targets due to inclement weather, Challenges to scores must be made by the youth participant **within 30 minutes following posting of Final Scores**. No targets will be given out until after the challenge period. An announcement will be made after each posting of scores.

RIFLE SAFETY CHECK

Rifles will be safety checked between 8:15 a.m. and 8:45 a.m. **Rifles must remain cased until announced.**

AMMUNITION: Each participant is responsible for their own ammo: Standard Velocity .22 long or .22 long rifle. No High Velocity or Hollow Point ammo is allowed.

COACHING: Coaching on line is permitted; however, other shooters must not be disturbed.

COUNTY/SHOOTER RESPONSIBILITY:

1. Each shooter must provide their rifle, equipment, and ammunition.
2. Each shooter is responsible to bring 10 number 100 binder clips. (1" X2")
3. Each shooter is responsible for bringing Target Frame according to specs.
4. One adult observer must be provided for each two junior shooters.



MATCH TIME ALLOWANCES:

- Each relay will begin with a 5 minute Preparation Period
- All time for sighter shots is included in the time allocated for the relay
- Changeover Period – 10 Minute Position Changeover Period for 3P Shooters
- 3P PRECISION – Prone 20 minutes / Standing 40 minutes / Kneeling 30 minutes
- PRECISION ALL PRONE – 20 minutes each of 3 targets (20 scoring shots per target)
- SPORTER ALL PRONE – 20 minutes each of 3 targets (20 scoring shots per target)

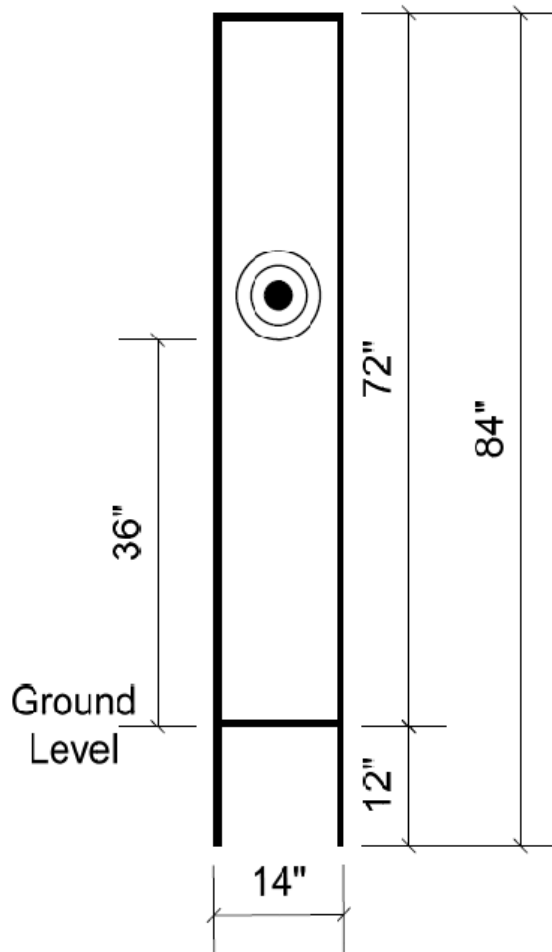
SAFETY:

- Shooters must keep muzzles pointed downrange even when setting up their shooting position. Rifles must be pointed at the berm and should minimize muzzle swing away from the berm (some shooters in the standing position are often guilty of this)
- KEEP FINGERS OFF TRIGGERS UNTIL READY TO SHOOT and the shooter has aligned sights on their target. This also helps prevent crossfires that often happen when the shooter puts their finger on the trigger before aligning sights.
- NO CELL PHONES ARE PERMITTED ON THE FIRING LINE.
- Shooters not following accepted safety procedures will be removed from the line and the match.
- Rifles with Magazines: If rifle is equipped with a magazine, only one round may be loaded in the magazine at a time.
- Ear protection must be worn while on the firing line and is recommended throughout the range area. Safety glasses must be worn while on the firing line. No Exceptions.
- THINK SAFETY AT ALL TIMES!

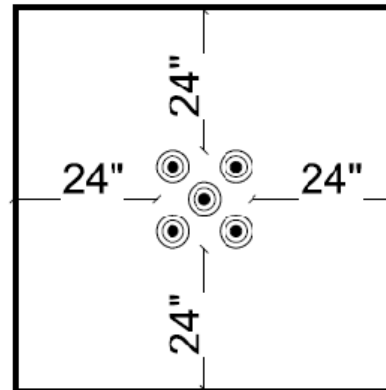


Target Frame Information

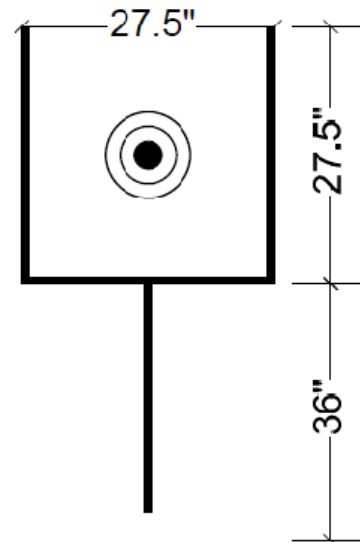
100 yrd Range Sample Frame Design Made from 1"x 2" wood



200 yrd Range Target Configuration for AGC Target Frames



50 yrd Range Metal AGC Target Frame (Cardboard not provided)



MATCH # 1 - 3P PRECISION MATCH

PRECISION RIFLE: 3.2 Any Rifle - A rifle authorized for use in smallbore rifle matches using cartridges commercially catalogued as the Standard Velocity “.22 Long” or “.22 Long Rifle” cartridges. There are no restrictions on the barrel length or overall weight of the rifle and accessories. No portion of the rifle or any attachment to the rifle shall extend more than 3 inches beyond the rear of the shooter’s shoulder. Any safe trigger is allowed. A butt plate conforming with NRA Rule 3.15 may be used. “Around the body or “around the shoulder hooks are not permitted. The same rifle must be used throughout all stages of any one match (except aggregate) except in the case of a malfunction or disabled rifle when the competitor may change rifles with permission of the Chief Range Officer. In NRA 3 Position Course shooting this Rule will govern the conduct of the match and may not be waived by the Match Sponsor. **All rifles will be checked by the equipment officers prior to firing. Rifles are to remain cased until announced by the Range Officer. Cased rifles will be carried to the line where the safety check will be performed at the announced time. Please phone if you have questions regarding rifles.**

SIGHTS: Metallic sights only (NRA Rule 3.7a). No scoped rifles permitted.

CLOTHING & Accessories: Clothing & Accessories as described in NRA Rule 3.11 thru 3.33. These rules describe acceptable shooting glove, coat, trousers, padding, slings, palm rest, kneeling roll, butt plates & hook and spotting scope.

CLOTHING CHANGE: Only outer garments may be changed on the firing line and general range area. Any violation of the rule will result in an immediate disqualification.

MATCH TIME ALLOWANCES:

- Each relay will begin with a 5 minute Preparation Period
- All time for sighter shots is included in the time allocated for the relay
- Changeover Period – 10 Minute Position Changeover Period for 3P Shooters
- 3P PRECISION – Prone 20 minutes / Standing 40 minutes / Kneeling 30 minutes

3 P PRECISION MATCH AWARDS: 1st, 2nd & 3rd place Individual and Team, per age division.

- Team awards will be based on team aggregate scores within each age division.
- Individual awards will be based on individual scores within each age division.

MATCH # 2 - PRECISION PRONE MATCH

SAME RULES APPLY FOR PRECISION PRONE MATCH - RIFLE, EQUIPMENT, CLOTHING & ACCESSORIES AS ARE LISTED FOR 3P PRECISION. See above.

MATCH TIME ALLOWANCES:

- Each relay will begin with a 5 minute Preparation Period
- All time for sighter shots is included in the time allocated for the relay
- PRECISION ALL PRONE – 20 minutes each of 3 targets (20 scoring shots per target)

PRECISION PRONE MATCH AWARDS: 1st, 2nd & 3rd place Individual and Team, per age division.

- Team awards will be based on team aggregate scores within each age division.
- Individual awards will be based on individual scores within each age division.



MATCH # 3 & MATCH # 4 - SPORTER PRONE MATCH

SPORTER RIFLE Intent and Spirit - The intent and spirit of CMP Rimfire Sporter rules is to provide smallbore rifle target competitions where competitors use low-cost, readily available sporter type, .22 caliber rimfire rifles. Any rifle configuration or item of equipment that is not mentioned in these rules or that is contrary to the intent and spirit of these rules is prohibited. For this match, **NO TACTICAL TYPE RIFLES PERMITTED**. Any rifle with a clip or tube magazine must be blocked so only one round may be loaded at a time. **ONLY ONE ROUND MAY BE LOADED AT ANY TIME**.

RIFLE & EQUIPMENT:

- **Rifle:** Overall weight of the rifle may not exceed 7.5 lbs., with sights. If sling is used; it may be removed when rifle is weighed. Any type of manually operated action with a trigger pull of at least 3.0 lbs.
- **Stock:** Must have standard sporter stock constructed of wood or synthetic material. Thumbhole stocks not permitted. Adjustable butt plates or cheek pieces, and rails or adjustable (moveable) sling swivels are only permitted if fixed in a single position.
- **Sling:** Standard leather or web sling no wider than 1 1/4 inches may be used. Must be fixed in at least one position and not adjusted during the match.
- **Barrel:** In accordance with the intent of this event – Sporter rifle barrels only. Barrels of special composition (carbon) or non-factory styles (i.e. fluted) are not permitted.

CLOTHING: A shooter is permitted to wear a maximum of two sweatshirts. Shooting jackets, shooting trousers or shooting shoes/boots etc. are not allowed. One regular work type glove is permitted but no special shooting gloves.

AMMUNITION: Each participant is responsible for their own ammo. Standard Velocity .22 long or .22 long rifle. No High Velocity or Hollow Point ammo is allowed.

MODIFIED CMP SPORTER RULES – except as modified in this match announcement.

NGB: <http://thecmp.org/wp-content/uploads/CMPGamesRules.pdf>

SPORTER PRONE MATCH CLASSES: (SHOOTER CHOOSES ONE)

- **O-CLASS SPORTER –ALL PRONE MATCH** The rifle must be equipped with metallic rear sights and may include (U, V, square notch or aperture) and a bead or post front sight. Hooded front sights may be used in the O-class and may include a bead, post or aperture (aperture inserts may not be changed during the match). The rear sight may be adjustable for windage and elevation.
- **T-CLASS SPORTER – ALL PRONE MATCH - Special Sights** The rifle may be equipped with an adjustable aperture receiver sight or with a telescope that does not exceed 6X magnification. Variable power telescopes may be used if they are adjusted to no more than 6X magnification. The adjustment device on variable telescopes must be secured with tape or other similar means so that it cannot be changed during firing. Rifles with any type of electronic or optically enhanced sights (dot sights) are included in the T-Class.

MATCH TIME ALLOWANCES:

- Each relay will begin with a 5 minute Preparation Period
- All time for sighter shots is included in the time allocated for the relay
- SPORTER ALL PRONE – 20 minutes each of 3 targets (20 scoring shots per target)

SPORTER PRONE MATCH AWARDS: 1st, 2nd & 3rd place Individual and Team, per age division.

- Team awards will be based on team aggregate scores within each age division.
- Individual awards will be based on individual scores within each age division.



4-H RIFLE INSTRUCTORS AND COACHES

STATE 4-H SMALLBORE RIFLE MATCH

SEPTEMBER 15, 2024

All rifles will be checked by the equipment officers prior to firing. Rifles are to remain cased until announced by the Range Officer. Cased rifles will be carried to the line where the safety check will be performed at the announced time.

1. THINK SAFETY:

- Shooters must keep muzzles pointed downrange even when setting up their shooting position. Rifles must be pointed at the berm and should minimize muzzle swing away from the berm (shooters in standing position are often guilty of this)
- KEEP FINGERS OFF TRIGGERS UNTIL READY TO SHOOT - Some years we were seeing far too many cross fires. This happens when the shooter puts their finger on the trigger before aligning sights.
- NO CELL PHONES ARE PERMITTED ON THE FIRING LINE
- Shooters not following accepted safety procedures will be removed from the line and the match.

2. PROPER EYE & EAR PROTECTION & FOOTWEAR: Participants are required to wear ear & eye protection as well as shoes that completely cover their feet. Examples of footwear that are **not** acceptable include but are not limited to: sandals, clogs, crocs, flip flops and of course bare feet. Shoes that have holes, perforations, or open tops, open backs, or open sides are not acceptable.

3. FIREARMS HANDLING: Be certain that firearms are not being handled except during appropriate times during preparation period and when the firing line is open. **UNDER NO CIRCUMSTANCES ARE FIREARMS TO BE HANDLED WHEN PEOPLE ARE DOWNRANGE.**

4. ORION TARGETS: Have youth write Name, Shooting Point, and Shooting Position for each target and target backer. (Position Shooters: P-1, S-1, K-1; Prone Shooters: P-1, P-2, P-3). This information is already programmed into barcodes on scoring bulls. Be sure youth use correct targets and that they handle the targets with care. Targets & backers must be hung with top side up (ID label top right for both). All shooters will shoot in relays 1, 2 & 3. Time will be adjusted for the All Prone Match Shooters.

5. STATION & TARGET NUMBERS: Please review shooting station number and corresponding target number with each of your shooters in an effort to keep shooters on their own target and prevent cross firing on others' targets.

6. OPEN BORE INDICATORS or CLEAR BARREL INDICATORS: Be sure your shooters bring orange-colored OBIs. The shooter should slide the OBI into the breech after shooting when making the rifle safe. This helps range officers in checking to see that the line is safe.

7. COACHING: Coaching on the line is permitted. However, other shooters must not be disturbed.

8. SCORING: Targets and backers will be collected immediately following a firing sequence and taken to the scoring room.

9. HAVE FUN: Make this day enjoyable and educational for your 4-H shooters!



DIRECTIONS TO STATE 4-H RIFLE MATCH

Sunday, September 15, 2024

Arrive by 8:00 am – Rifle Check-In begins at 8:15 am – Match begins at 9:00 am

Associated Gun Clubs of Baltimore
Patapsco Ranges
11518 Marriottsville Rd
Marriottsville, MD

FROM EASTON MARYLAND:

- ROUTE 50 WEST TO INTERSTATE 97
- I-97 NORTH TO I-695 WEST (BALTIMORE BELTWAY)
- I-695 WEST TO I-70 WEST -- I-70 WEST TO EXIT 83
- FOLLOW MARRIOTTSVILLE ROAD - GUN CLUB WILL BE ON YOUR LEFT
- WATCH CAREFULLY FOR THE GUN CLUB

OR

- EXIT 87 AND TURN LEFT ONTO ROUTE 99 (HENRYTON RD)
- FOLLOW RT. 99 (HENRYTON RD) FOR ABOUT 5 MILES TO MARRIOTTSVILLE RD.
- TURN RIGHT ONTO MARRIOTTSVILLE RD- FOLLOW MARRIOTTSVILLE RD – GUN CLUB WILL BE ON YOUR LEFT- WATCH CAREFULLY FOR THE CLUB

ALTERNATIVE ROUTE

- ROUTE 50 WEST TO I-97
- I-97 NORTH TO ROUTE 32 WEST
- RT. 32 WEST TO RT.29 NORTH
- RT. 29 NORTH (CROSSES I-70) TO RT. 99 (HENRYTON ROAD)
- TURN LEFT ONTO RT. 99 (HENRYTON ROAD) AND GO ABOUT 5 MILES
- TURN RIGHT ONTO MARRIOTTSVILLE ROAD-AND KEEP WATCHING FOR THE GUN CLUB ON YOUR LEFT.

ALTERNATIVE ROUTE

- ROUTE 50 WEST TO I-97-I-97 NORTH TO 32 WEST
- 32 WEST TO WEST FRIENDSHIP - STAY ON 32 AS IT CROSSES I-70
- ROUTE 32 TO SLACKS CORNER & TURN RIGHT ONTO RT.99 **for 2.8 mi.**
- THIS INTERSECTS WITH MARRIOTTSVILLE ROAD
- TURN LEFT ONTO MARRIOTTSVILLE ROAD **for 4.3 mi.** AND WATCH FOR THE GUN CLUB ON YOUR LEFT

