






GE 007

Vegetable Planting Calendar for Central Maryland

-  = start seeds inside to grow seedlings (transplants)
-  = plant seeds for cold hardy crops directly in the ground
-  = plant cold hardy seedlings outside
-  = plant seeds for warm weather crops directly in ground
-  = plant warm weather seedlings outside

STOP: Read this first!:

The range of dates given is the time periods during which you can plant each vegetable and expect success.




























































For a sustained harvest, plant a little bit of that vegetable every two weeks (known as succession planting)

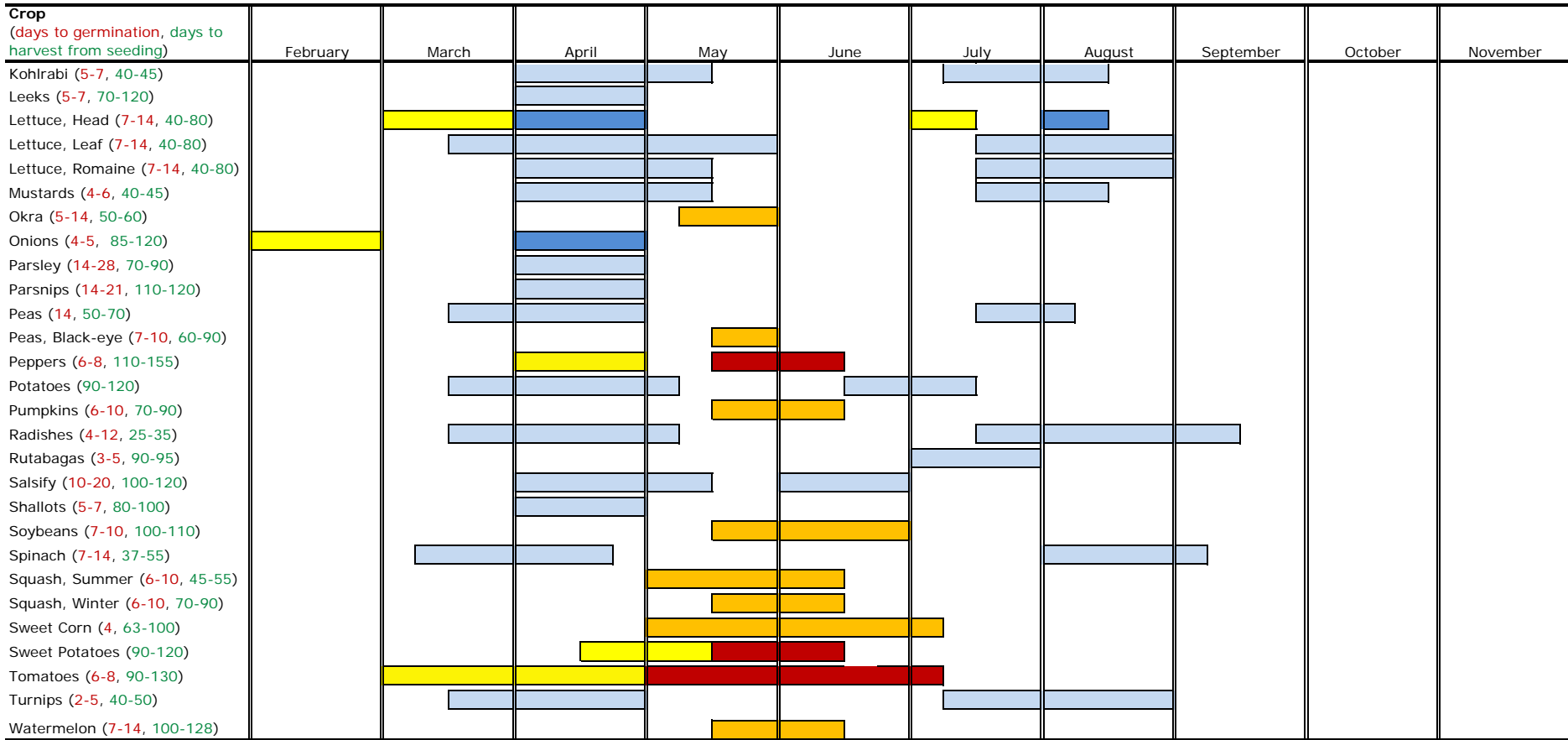
Color coding tells you whether you transplant or direct seed. Crops that are typically direct seeded can be started indoors and transplanted to increase garden productivity

Cool weather crops are ones that are planted and harvested twice: once in the fall, once in the spring. Warm season crops grow during the summer, but you can plant in successions across the range of dates given.

Dates are approximate. Some plants may be propagated by methods other than what is listed here. Consult gardening books to explore whether direct seeding or transplanting is recommended.

[For more detailed information on these crops, see the Vegetable Profiles section of the Grow It Eat It web site.](#)

Crop (days to germination, days to harvest from seeding)	February	March	April	May	June	July	August	September	October	November
Beans, Lima (7-12, 70-100)										
Bean, Snap (7-10, 50-60)										
Beets (5-8, 50-70)										
Broccoli (5, 55-65)										
Brussels sprouts (5-8, 80-100)										
Cabbage (5, 70-100)										
Cabbage, Chinese (7, 70-100)										
Cantaloupes (3-5, 100-128)										
Carrots (6, 65-75)										
Cauliflower (6, 85-120)										
Chard (5-7, 50-70)										
Collards (5-7, 50-60)										
Cucumbers (3-4, 50-65)										
Eggplants (7, 110-150)										
Endive (5-7, 40-50)										
Garlic (250-270)*										
Kale (5-7, 50-60)										



* Garlic planted in the spring for fall harvest does not produce as well as garlic planted in the fall for spring harvest. Fall planting should happen between October 15 and November 15

Based on information from University of Maryland Cooperative Extension. This publication replaces HG 16, Planting Dates for Vegetable Crops in Maryland

Author: Chrissa Carlson, former Nutrition and Garden Educator, FSNE Program, UME
Reviewer: Jon Traunfeld, Extension Specialist, UME

March, 2010

University of Maryland Extension programs are open to all citizens without regard to race, color, gender, disability, religion, age, sexual orientation, marital or parental status, or national origin.